

Charging with ChargePoint

Using ChargePoint equipment is simple and you can charge with or without the ChargePoint app.

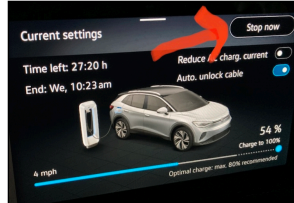


All you need is a contactless credit card (RFID) or phone. There are about 5 ChargePoint locations in the Champaign-Urbana-Savoy area. A few other L2 chargers by other providers show up on the ChargePoint App.

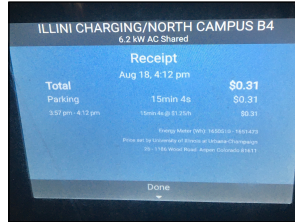
Wave RFID CC or phone at machine. Plug in when instructed.



When finished turn off charge from the car.



When session is over, receipt shows on the screen

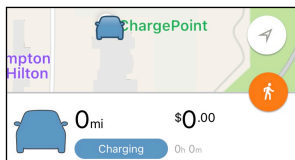


If plug doesn't release from car, unlock the car again. REALLY !!

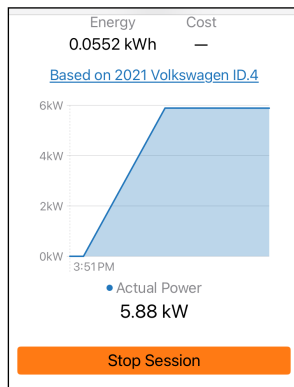


It is better when you use the ChargePoint App, more controls and possibly better rates. Log into App on phone, use phone to start charger and plug in when instructed.

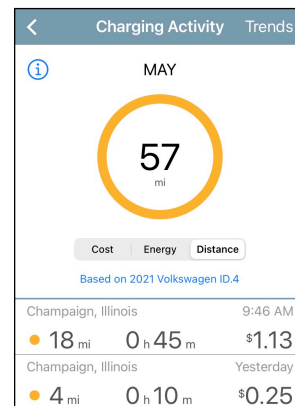
The Current Session screen pops up on bottom of screen. Tap that and you get more information.



Charging can be stopped from the phone.



You can find summaries of all your sessions on the app.



A receipt will be emailed.

Receipt	
Charging Services	
Receipt date: February 3, 2024	
Robert ODaniell	Receipt Number CP-2882640841
68125, United States	
Station ID: ILLINI CHARGING / E14-SFC, MS Champaign	
6.6 kW AC	
Charging duration: February 3, 2024, 3:50 PM - 3:55 PM	
Station Time Rate	0.11
5m 4s @ \$1.25/hr	
3:50:21 PM - 3:55:25 PM	
Total	\$0.11
Price set by University of Illinois at Urbana-Champaign	
Transaction started by mobile app	
Station Address: Kirby Ave (77-81 Co Rd 1500 N), Champaign, Illinois 61820 United States	
Questions? Visit www.chargepoint.com/support	

2024-02-02